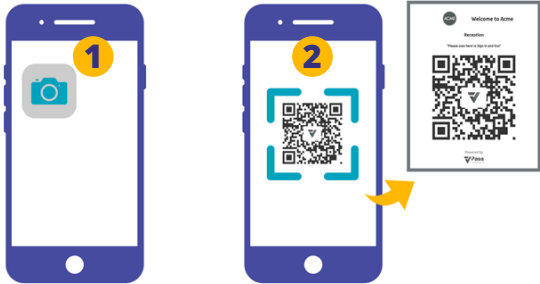
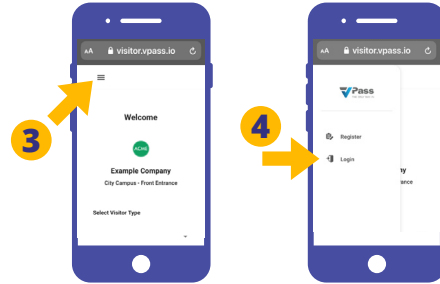


# Sign In with Profile

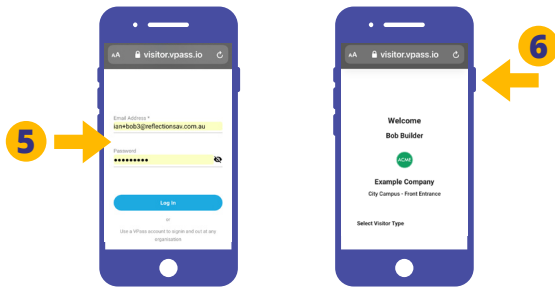
Use your VPass Profile for faster sign ins at the organisation you are visiting.



1. Open your phone's camera and scan the QR code poster (2).

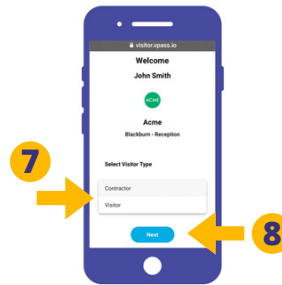


3. Tap the menu icon in the top left (three horizontal lines), then select *Login* (4).

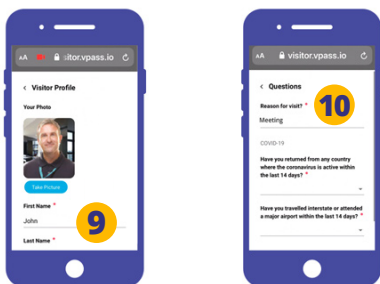


5. Enter your VPass *Profile* email and password. Once your *Profile* has been accessed, you will be taken back to the organisation sign in page (6).

Hopefully your phone has remembered your credentials from the time of your registration. If you are already logged in to your *Profile*, proceed to step 7.

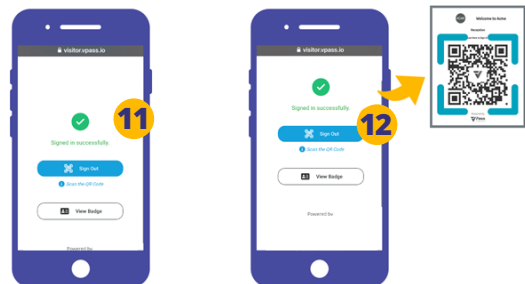


7. Select the relevant *Visitor Type* and then touch the *Next* button (8).



Your *Profile* details will pre-fill some fields (9).

However you may need to fill out any additional questions relevant to your visit today (10).



You are now signed in! (11.)

To sign out, touch the sign out button and again scan the VPass QR code poster (12).