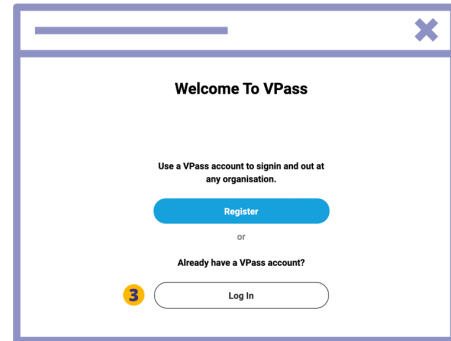

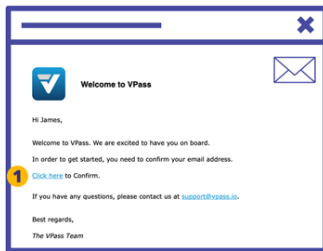


# Verify your *Visitor Profile* email address

Validates your VPass *Profile*



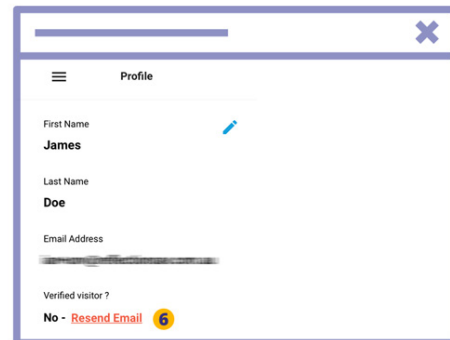
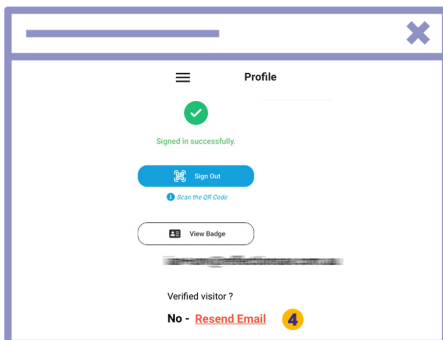
When creating your VPass Visitor Profile, it is necessary to verify your email address.

To do this, your inbox (for the address used) will receive an email entitled "Welcome to VPass" from the sender [support@vpass.io](mailto:support@vpass.io).

In that email, click on the confirmation link (1). The confirmation will then take place (2).

If you are unable to locate the email, or the link in the email has expired, go to your *Profile* at **visitor.vpass.io\*** and login (3).

\*Varies according to region:  
UK, EU & ZA: [visitor-uk.vpass.io](http://visitor-uk.vpass.io)  
Canada: [visitor-ca.vpass.io](http://visitor-ca.vpass.io)  
US & rest of world: [visitor-us.vpass.io](http://visitor-us.vpass.io)



4. Click on the menu icon in the top left.

5. Access your Profile page.

Click the red *Resend Email* link (6). Once you have received the email do steps 1 & 2 above.